

BUILD AN Ambulance

When dialing 911, it's important to be ready to provide details about the emergency and the address where you are so the ambulance can reach you quickly.

PROJECT TIME: 45 minutes

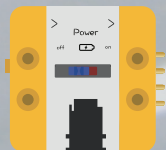
PROJECT DIFFICULTY:



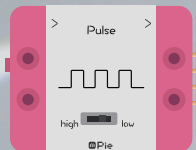
ASSEMBLY DIFFICULTY:



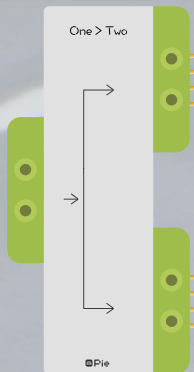
WHAT YOU WILL NEED




BATTERY (1)



PULSE



ONE>TWO



LED




BUZZER




Magnetic, snap-together modules
for learning advanced circuitry

BUILD AN

Ambulance



Magnetic, snap-together modules
for learning advanced circuitry




Step 1

Pull out the required circuits
and the graphic panel.

Step 2

Place the BATTERY, PULSE, ONE>TWO,
LED, and BUZZER on the board as shown



Step 3

Add the graphic panel and switch
the battery to on

